













Level 4: Final Individual Scores

Gymnast			Scores									
No	Name	Team					APP			PPP	TOTAL	POS
559	Jack Stanley	Yorkshire	8.450	9.600	8.550	10.000	8.900	9.600	9.000	8.200	72.300	1
545	Jamie Brennan	London	8.550	9.450	7.700	9.050	9.850	9.800	8.300	8.200	70.900	2
541	Liam Beard	Wales	8.750	9.000	7.000	8.900	9.450	9.750	7.000	9.900	69.750	3
550	Lazarus Benjamin	North West	9.500	9.750	6.100	9.500	9.250	8.650	8.050	7.650	68.450	4
543	Rhys Griffiths	Wales	8.300	9.100	7.000	8.825	9.700	8.150	8.700	8.450	68.225	5
556	Anton Adewale	South East	9.050	8.400	7.100	8.575	9.000	7.400	8.950	8.900	67.375	6
542	Oscar Harper	Wales	8.700	6.600	7.200	8.500	9.650	9.450	7.900	9.250	67.250	7
546	Myron Francis	London	8.350	9.000	6.550	8.400	8.800	9.650	8.150	8.250	67.150	8
547	Nimeire Mavounda	London	8.850	7.850	6.100	8.800	9.650	9.300	8.100	8.000	66.650	9 =
564	Frederick Nelson	North	7.600	8.600	7.700	9.750	8.650	9.350	8.600	6.400	66.650	9 =
549	Finlay Dunne	North West	8.600	9.650	7.150	8.700	8.000	8.650	7.400	7.700	65.850	11
560	Simon Toussaint	Yorkshire	8.650	7.000	8.400	3.550	9.100	9.750	9.150	9.250	64.850	12
553	Kieran Burch	East	8.200	9.000	5.600	9.475	7.950	8.700	8.350	7.550	64.825	13
565	George Ross	North	6.500	7.000	6.800	9.400	8.900	9.350	8.300	7.700	63.950	14
544	Sammy Morgan	Wales	7.500	9.100	6.250	8.250	8.900	7.100	7.750	8.650	63.500	15
554	Michael Ridgway	East	8.350	7.450	5.850	8.925	8.200	7.900	8.750	7.850	63.275	16
551	Nathan Todosijczuk	North West	7.700	8.800	6.550	8.200	8.500	8.500	6.200	8.000	62.450	17
555	Niall Hooton	East	6.750	7.900	6.300	8.825	7.600	8.150	8.400	8.300	62.225	18
562	Ben Johnston	Scotland	7.350	5.800	5.900	8.100	8.750	8.000	7.850	7.000	58.750	19
563	Liam Jury	East Midlands	6.600	3.200	6.500	8.925	9.100	5.300	7.500	8.900	56.025	20
558	Laurence Butler	South East	6.400	3.500	5.350	8.700	9.050	7.850	7.650	7.350	55.850	21 =
557	Cody Trueman	South East	6.250	4.500	6.750	9.000	8.550	8.100	6.250	6.450	55.850	21 =
552	Anton Anderson	East	5.600	5.500	5.200	9.150	7.600	7.450	7.350	5.300	53.150	23
561	Callum Archer	South	7.250	1.200	5.600	8.350	8.800	6.600	3.800	8.200	49.800	24
548	Aled Davies-Williams	North West	0.000	0.000	6.350	8.700	8.400	6.800	0.000	0.000	30.250	25

Level 4: Final Team Scores

POS	Team					APP			PPP	TOTAL
1	Wales	25.750	27.200	21.200	26.225	28.800	27.350	24.350	27.800	208.675
2	London	25.750	26.300	20.350	26.250	28.300	28.750	24.550	24.450	204.700
3	North West	25.800	28.200	20.050	26.900	26.150	25.800	21.650	23.350	197.900
4	East	23.300	24.350	17.750	27.550	23.750	24.750	25.500	23.700	190.650
5	South East	21.700	16.400	19.200	26.275	26.600	23.350	22.850	22.700	179.075